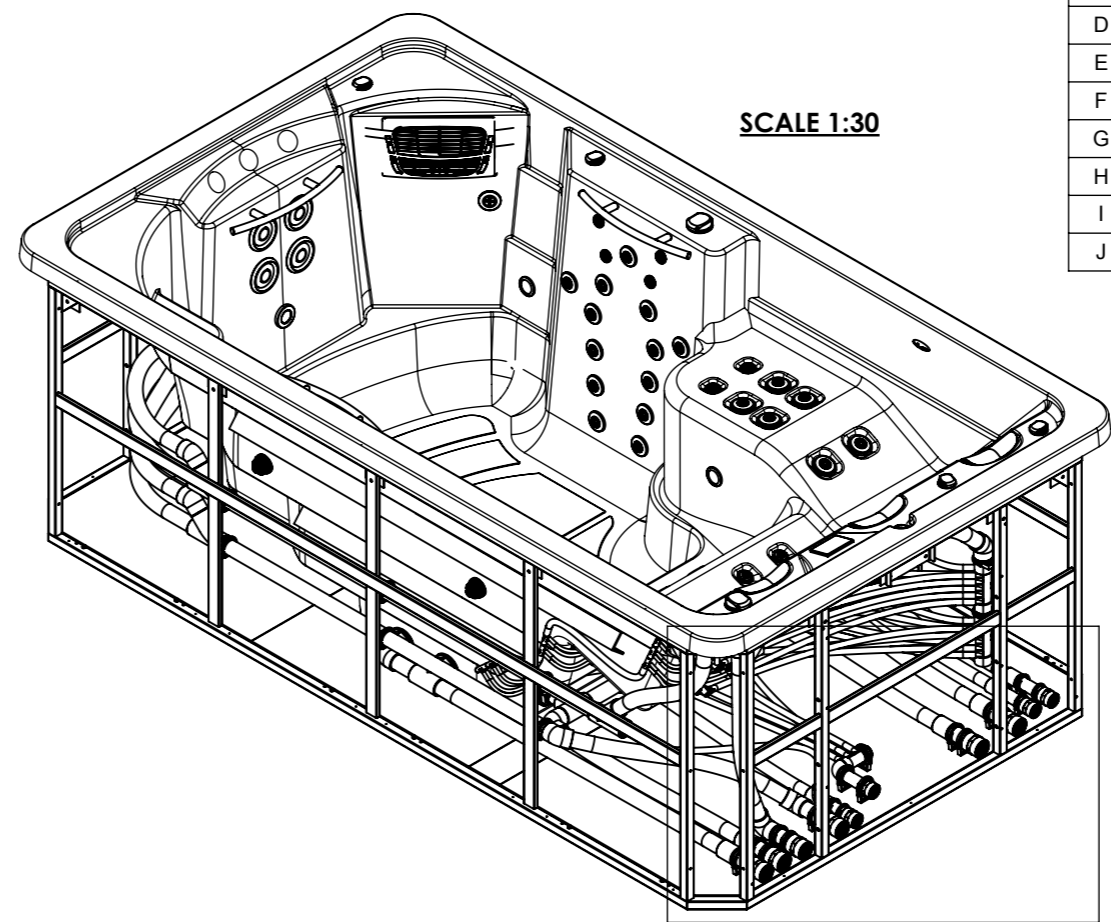
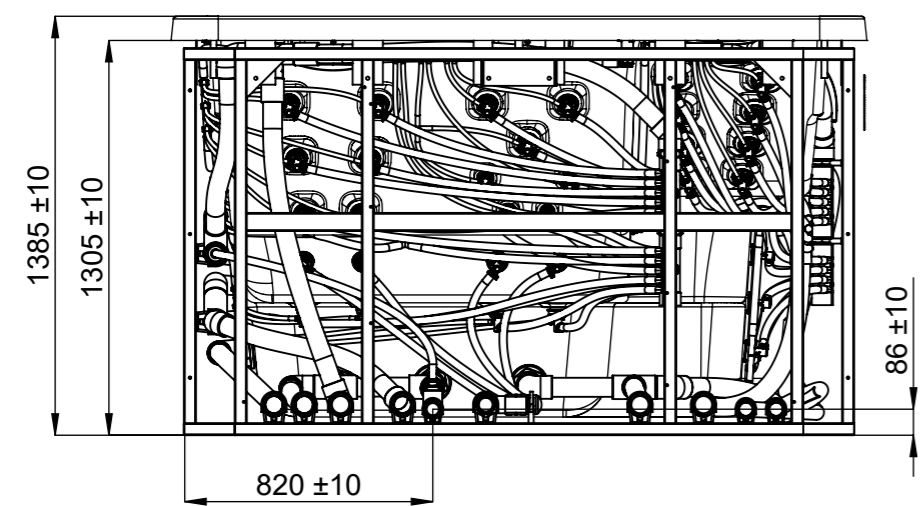
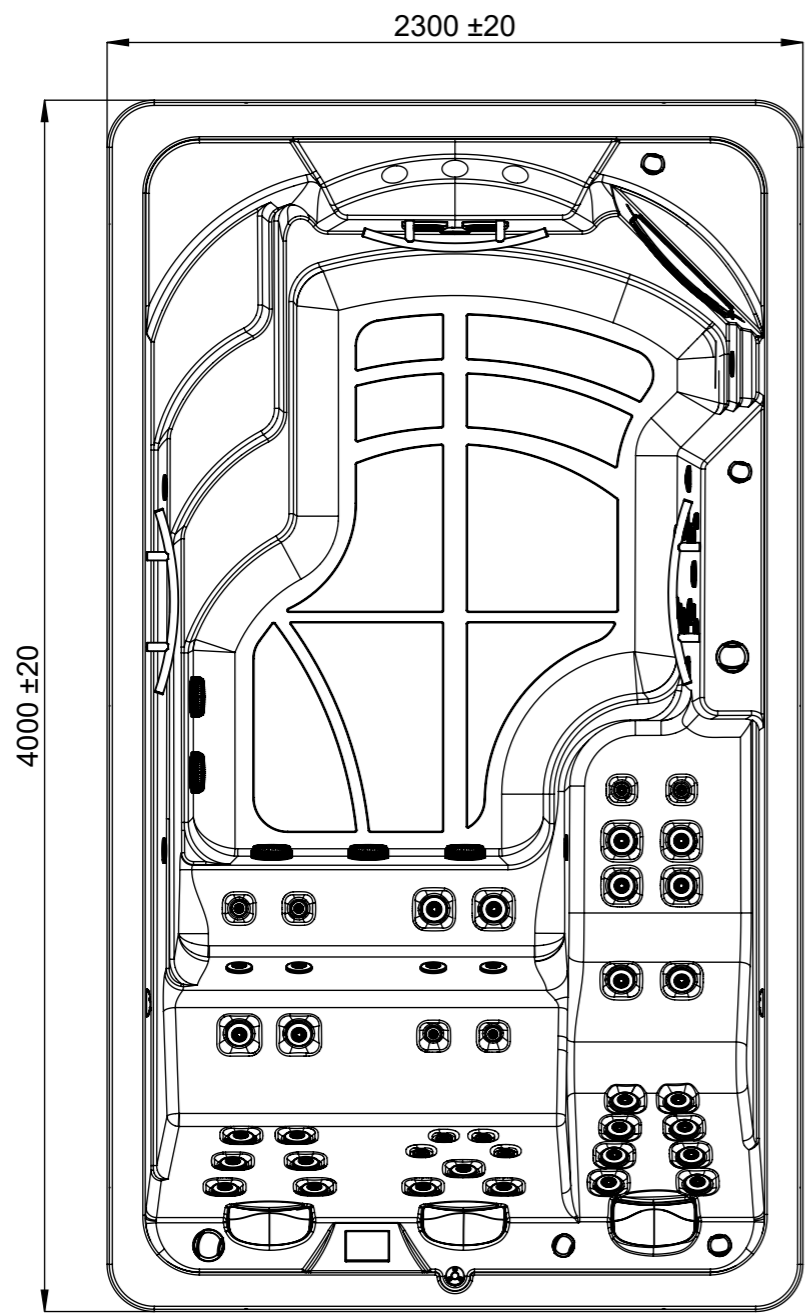



A	Suction Water Massage Pump 1	Ø 63 FEMALE SOCKET
B	Suction Water Massage Pump 2	Ø 63 FEMALE SOCKET
C	Suction Water Massage Pump 3	Ø 63 FEMALE SOCKET
D	Return Water Massage Pump 1	Ø 63 FEMALE SOCKET
E	Return Water Massage Pump 2	Ø 63 FEMALE SOCKET
F	Return Water Massage Pump 3	Ø 63 FEMALE SOCKET
G	Suction Filtration Pump	Ø 50 FEMALE SOCKET
H	Return Filtration Pump Inlets	Ø 50 FEMALE SOCKET
I	Filter pump suction vacuum cleaner	Ø 50 FEMALE SOCKET
J	Spa Drain	Ø 50 FEMALE SOCKET



SCALE 1:30

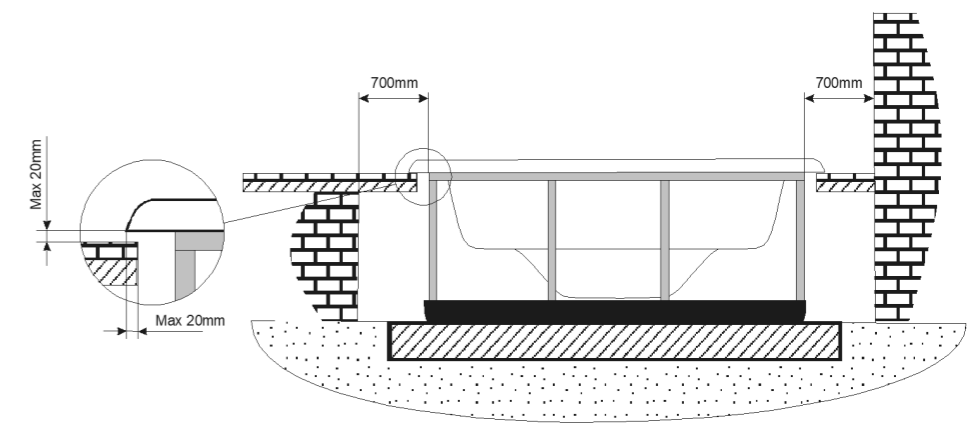


↑ ↑  
HYDRAULIC CONNECTIONS ACCESS



SCALE 1:18

**WARNING:**  
It's essential to keep a minimum clearance access of **700mm** all around.



According to our policy of continuous improvement, dimensions, features or components of this product can be partially or completely changed without prior notice.  
It's Customer responsibility to verify that this is the last version of the drawing.

General specifications	
Spa weight (empty)	1.150 Kg
Spa weight (full)	7.150 Kg

06	05/06/2021	CF	Hydraulic changes
00	31/01/2024	A Arconada	Afegim pla inclinat botonera
Revisión	Date Fecha	Name Nombre	Modification Modificaci3n
Dimensions in mm. General Tolerances +/- 10mm			<b>COMMERCIAL</b>
Drawn	08/05/2014	I. Pozo	Code <b>67587-AV</b>
Checked	31/01/2024	X. Codina	
Scale 1:25	General Tolerance		Rev. <b>00</b>
Sheet 1/1	DIN 7168 ISO 2768g		
			Size <b>A3</b>
			First Angle Projection
Property of IBERSPA S.L. Avda. Pla d'Urgell 2-8 25200 Cervera, Spain. Don't use without permission. Keep this information confidential and use it solely for the permitted purpose.			